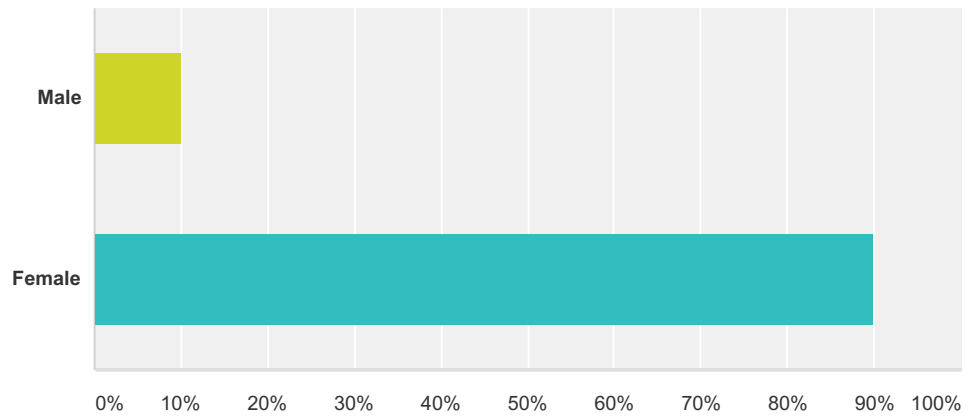


### Q1 What is your gender?

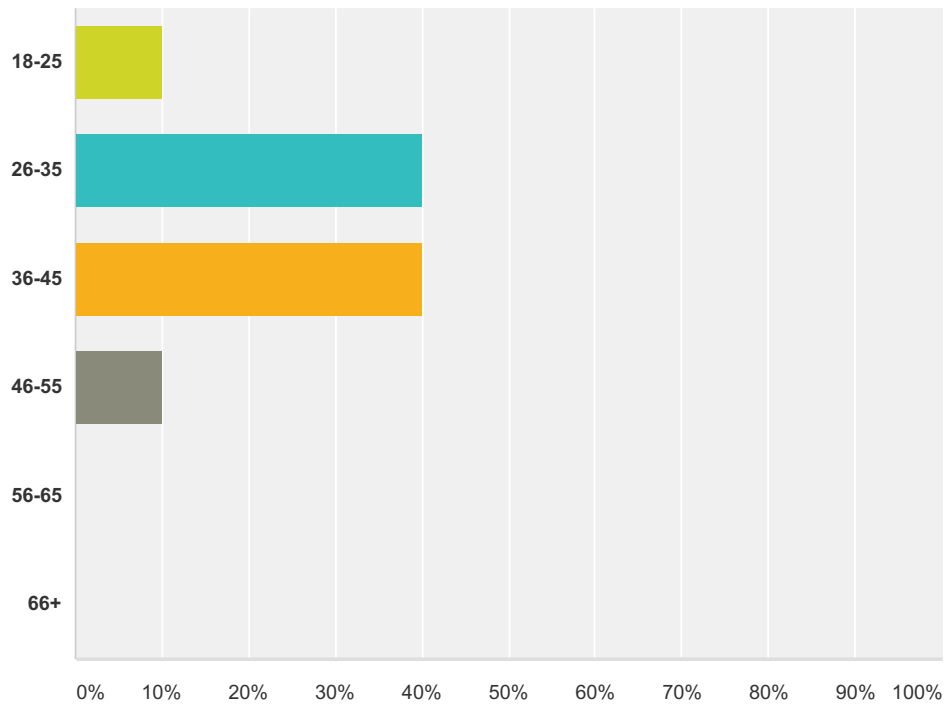
Answered: 10 Skipped: 0



Answer Choices	Responses
Male	10.00% 1
Female	90.00% 9
<b>Total</b>	<b>10</b>

### Q2 What is your age?

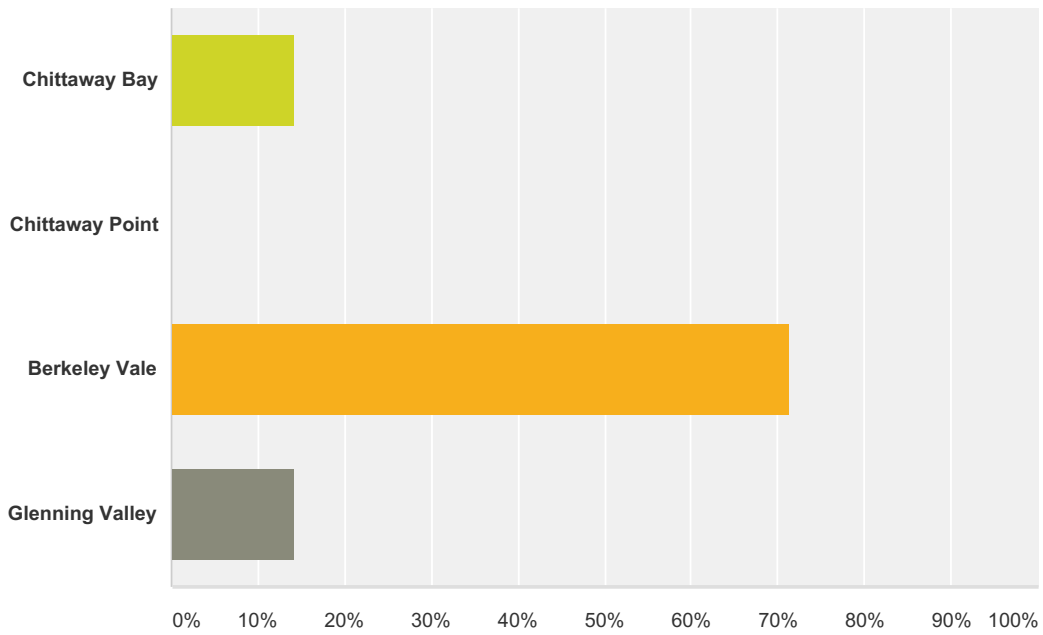
Answered: 10 Skipped: 0



Answer Choices	Responses
18-25	10.00% 1
26-35	40.00% 4
36-45	40.00% 4
46-55	10.00% 1
56-65	0.00% 0
66+	0.00% 0
<b>Total</b>	<b>10</b>

### Q3 What suburb do you live in?

Answered: 7 Skipped: 3

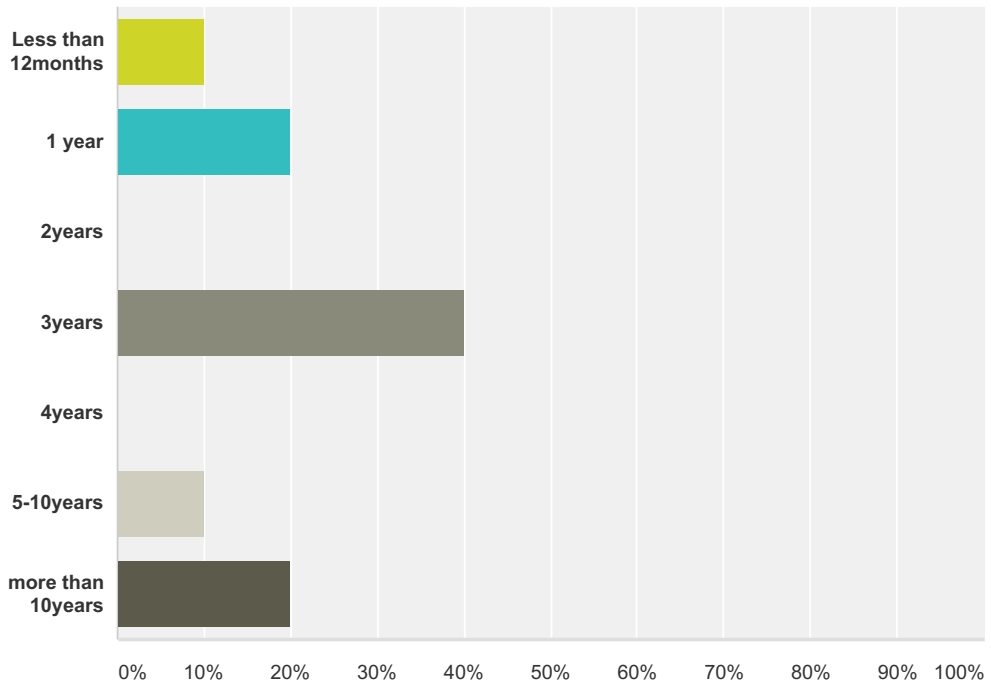


Answer Choices	Responses
Chittaway Bay	14.29% 1
Chittaway Point	0.00% 0
Berkeley Vale	71.43% 5
Glenning Valley	14.29% 1
<b>Total</b>	<b>7</b>

#	Other (please specify)	Date
1	Killarney vale	9/10/2014 10:54 AM
2	Mardi	8/5/2014 11:55 PM
3	Long jetty	8/5/2014 5:34 PM

### Q4 How long have you been at your current address?

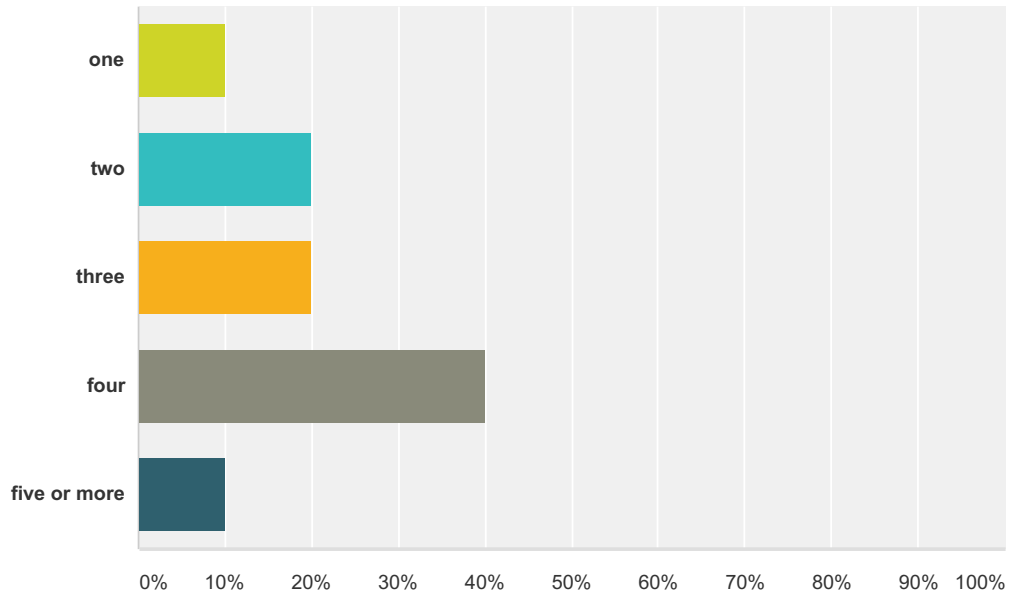
Answered: 10 Skipped: 0



Answer Choices	Responses
Less than 12months	10.00% 1
1 year	20.00% 2
2years	0.00% 0
3years	40.00% 4
4years	0.00% 0
5-10years	10.00% 1
more than 10years	20.00% 2
<b>Total</b>	<b>10</b>

### Q5 How many people reside at your address?

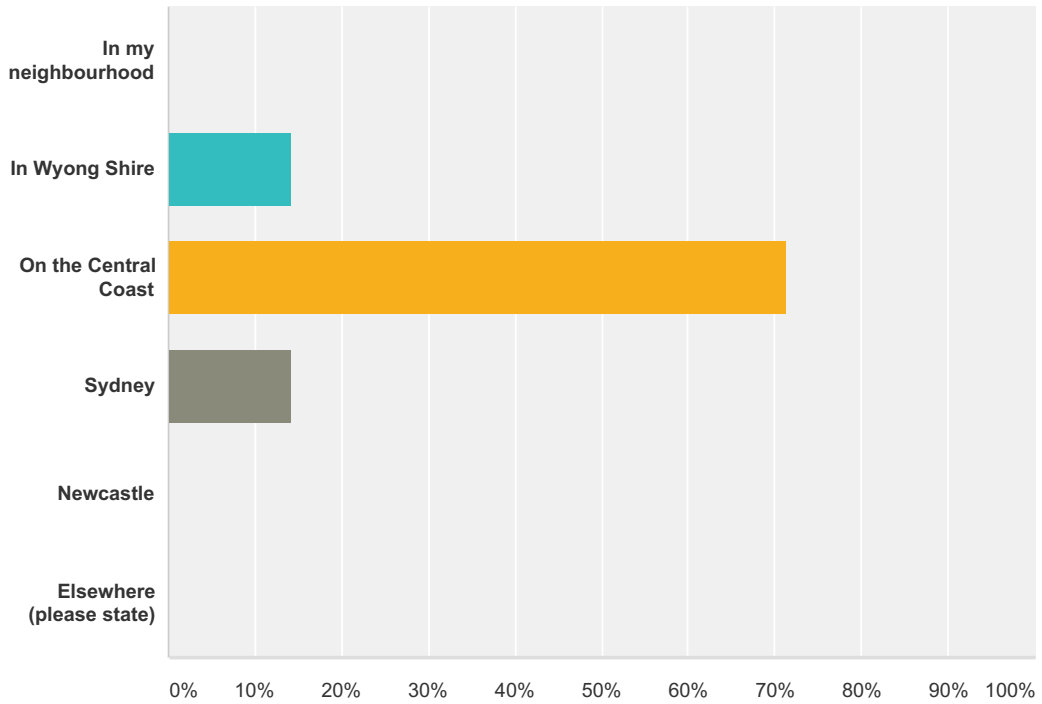
Answered: 10 Skipped: 0



Answer Choices	Responses
one	10.00% 1
two	20.00% 2
three	20.00% 2
four	40.00% 4
five or more	10.00% 1
<b>Total</b>	<b>10</b>

### Q6 If you are working where is your work situated?

Answered: 7 Skipped: 3

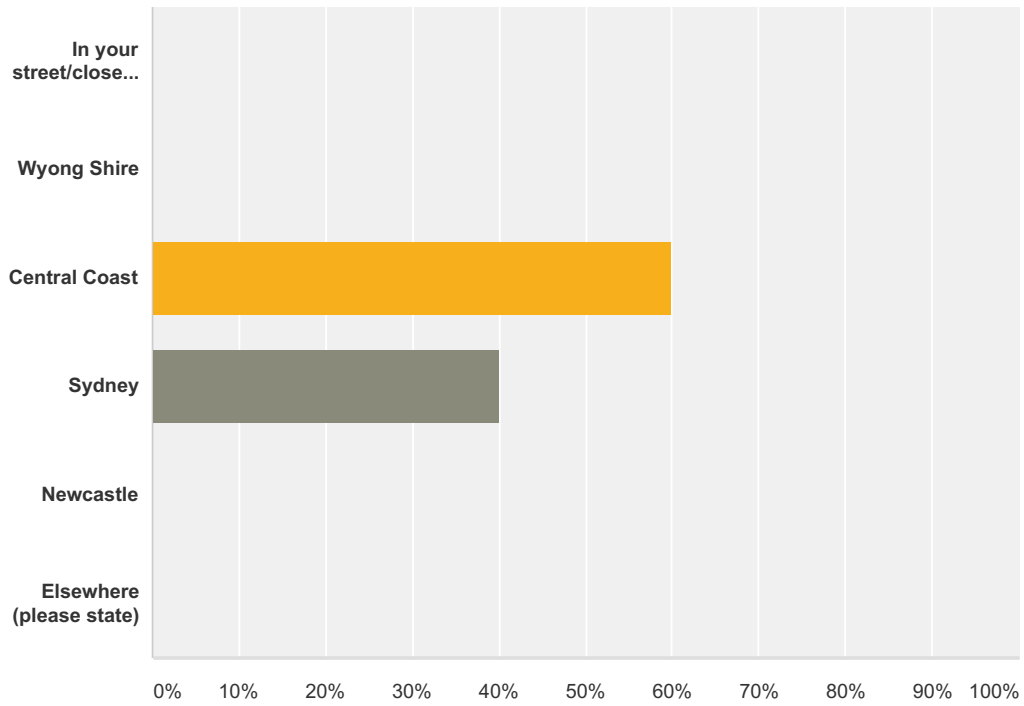


Answer Choices	Responses
In my neighbourhood	0.00% 0
In Wyong Shire	14.29% 1
On the Central Coast	71.43% 5
Sydney	14.29% 1
Newcastle	0.00% 0
Elsewhere (please state)	0.00% 0
<b>Total</b>	<b>7</b>

#	Other (please specify)	Date
1	Gosford	8/5/2014 1:36 PM

### Q7 Where does the majority of your extended family live? eg parents, siblings, cousins

Answered: 10 Skipped: 0

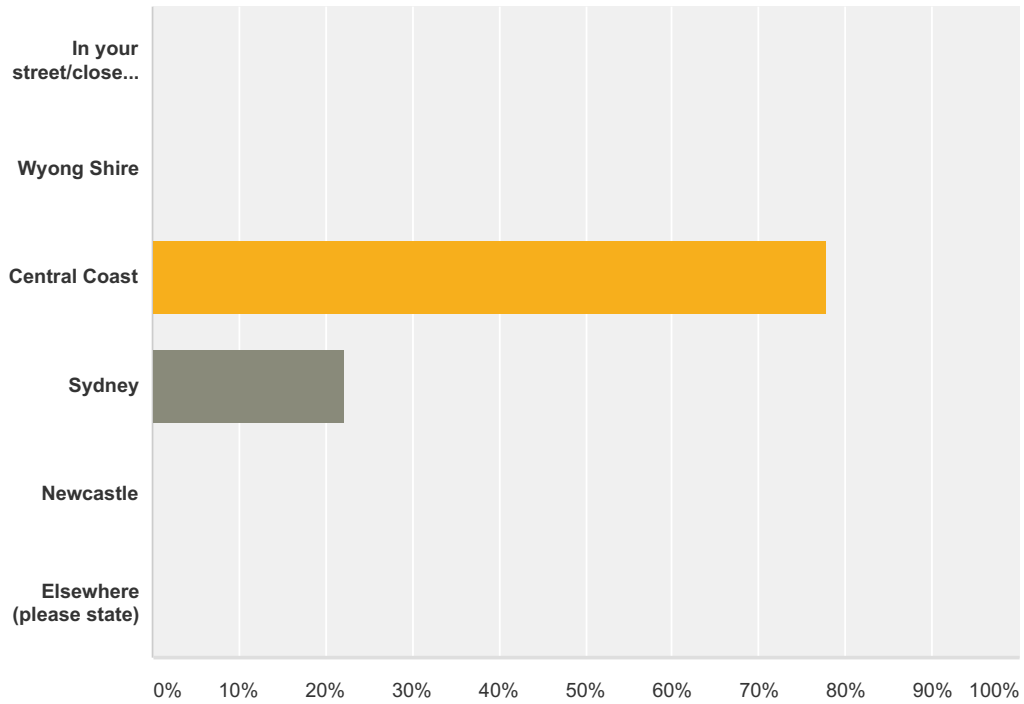


Answer Choices	Responses
In your street/close neighbourhood	0.00% 0
Wyong Shire	0.00% 0
Central Coast	60.00% 6
Sydney	40.00% 4
Newcastle	0.00% 0
Elsewhere (please state)	0.00% 0
<b>Total</b>	<b>10</b>

#	Other (please specify)	Date
1	Qld	8/5/2014 11:55 PM

### Q8 Where do the majority of your friends live?

Answered: 9 Skipped: 1



Answer Choices	Responses
In your street/close neighbourhood	0.00% 0
Wyong Shire	0.00% 0
Central Coast	77.78% 7
Sydney	22.22% 2
Newcastle	0.00% 0
Elsewhere (please state)	0.00% 0
<b>Total</b>	<b>9</b>

#	Other (please specify)	Date
	There are no responses.	



### Q9 How many of the following do you estimate having and seeing regularly:

Answered: 8 Skipped: 2

Answer Choices	Responses
Family	100.00% 8
Close friends	87.50% 7
People in your street and neighbouring streets that you know and speak to	87.50% 7

#	Family	Date
1	15	9/10/2014 10:54 AM
2	2	8/7/2014 1:47 PM
3	5	8/5/2014 11:55 PM
4	0	8/5/2014 7:20 PM
5	5	8/5/2014 5:34 PM
6	15	8/5/2014 1:36 PM
7	6	7/29/2014 10:29 AM
8	4	7/28/2014 5:17 PM

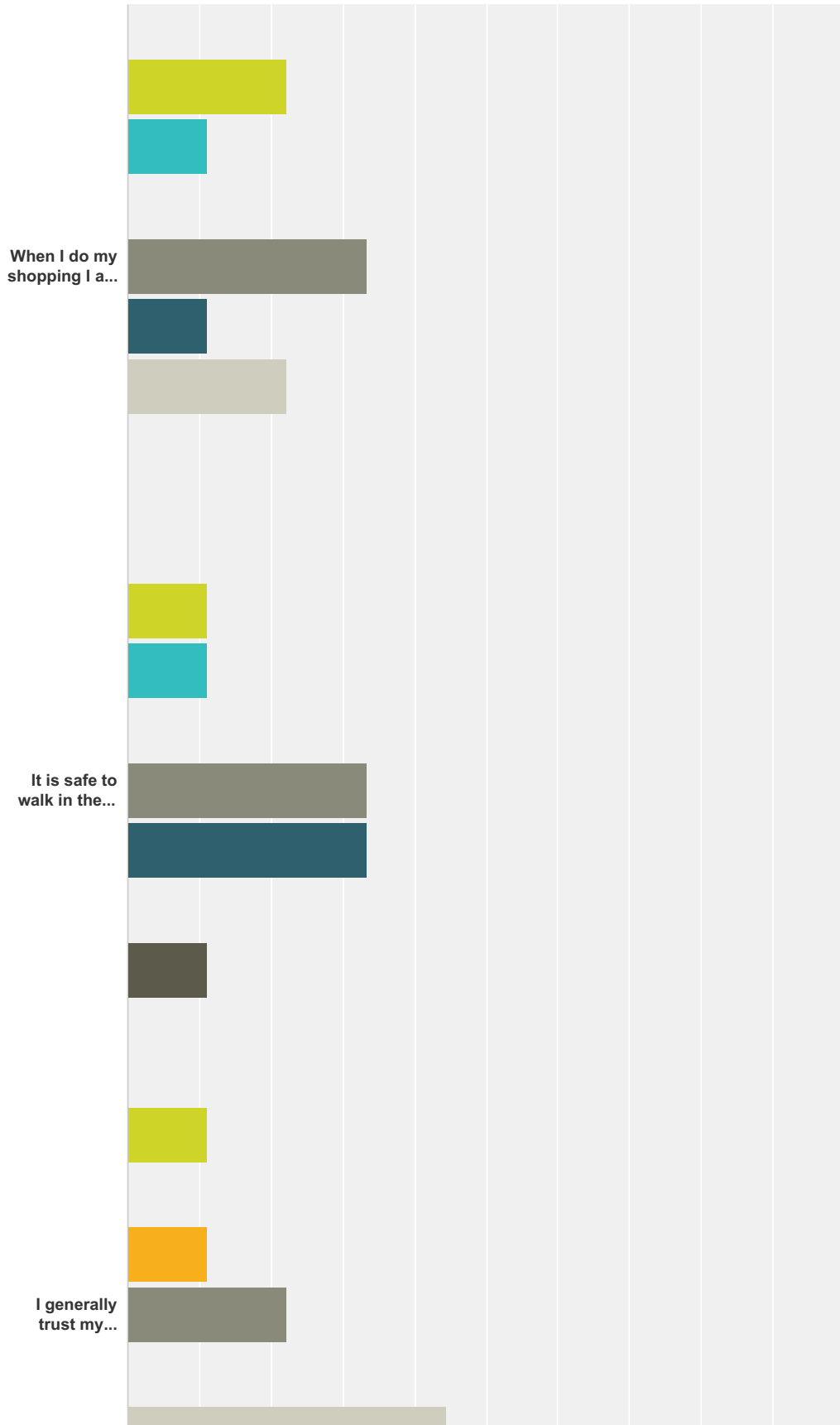
#	Close friends	Date
1	10	9/10/2014 10:54 AM
2	1	8/5/2014 11:55 PM
3	4	8/5/2014 7:20 PM
4	15	8/5/2014 5:34 PM
5	2	8/5/2014 1:36 PM
6	4	7/29/2014 10:29 AM
7	2	7/28/2014 5:17 PM

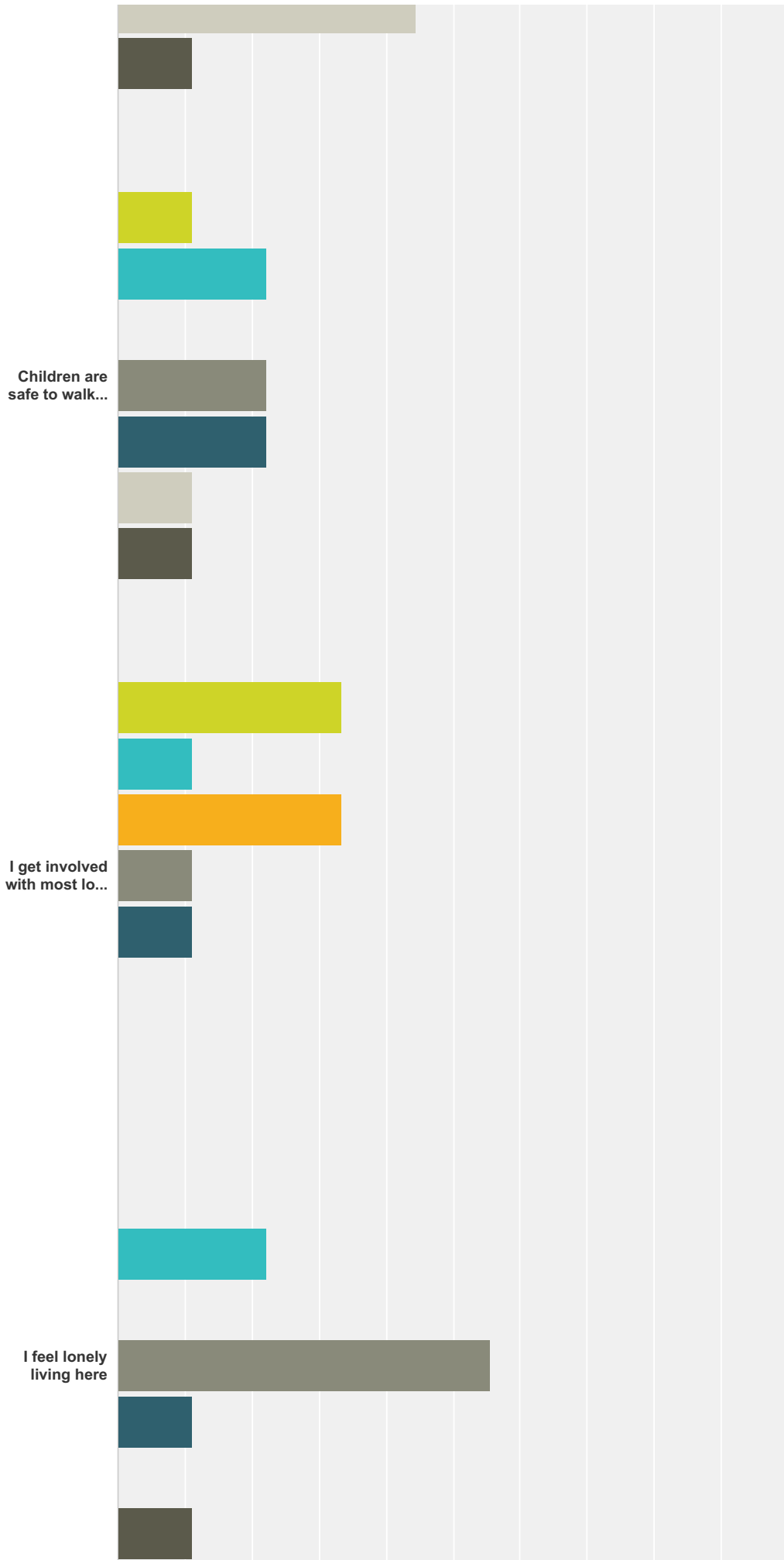
  

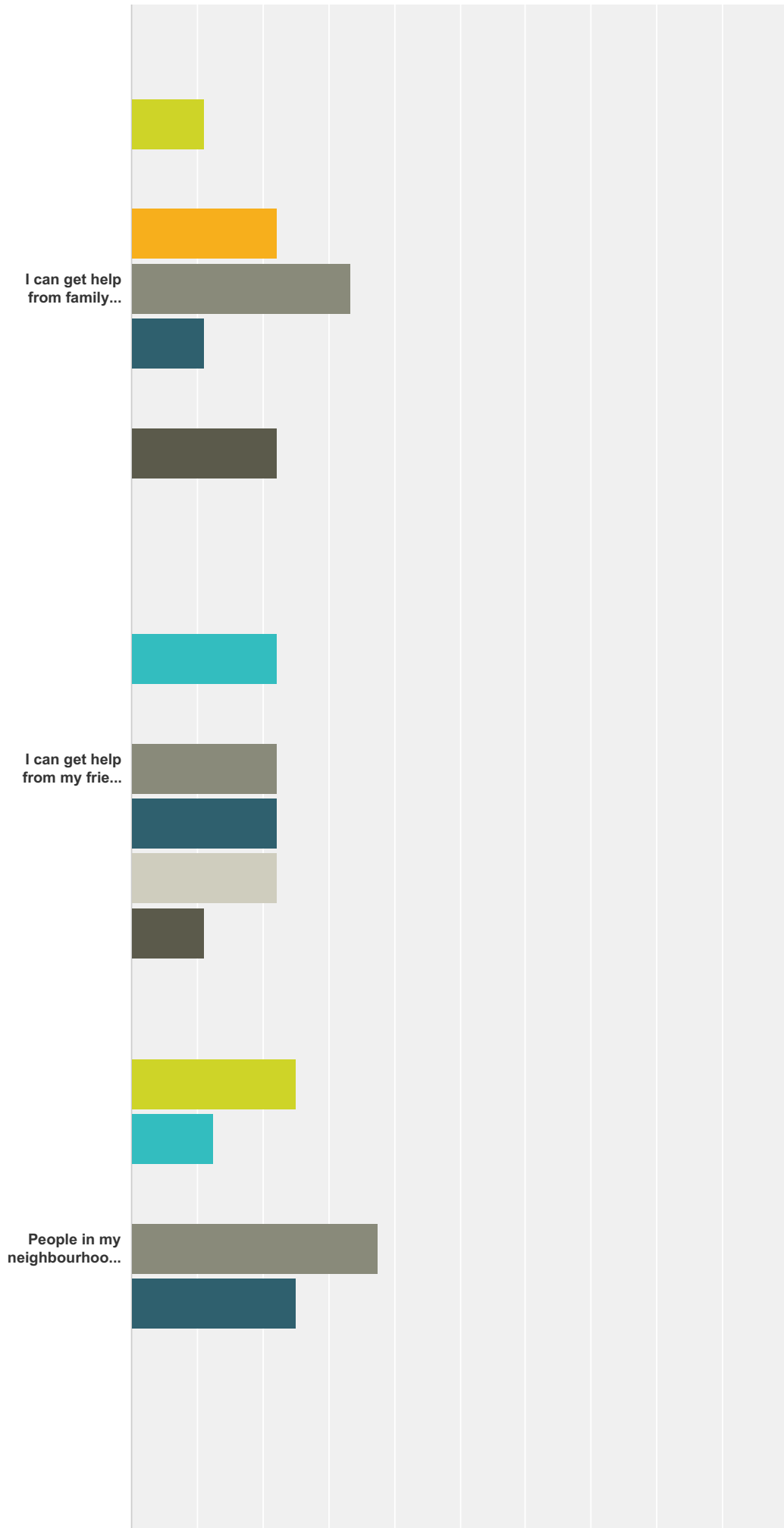
#	People in your street and neighbouring streets that you know and speak to	Date
1	2	9/10/2014 10:54 AM
2	3	8/5/2014 11:55 PM
3	11	8/5/2014 7:20 PM
4	4	8/5/2014 5:34 PM
5	8	8/5/2014 1:36 PM
6	2	7/29/2014 10:29 AM
7	4	7/28/2014 5:17 PM

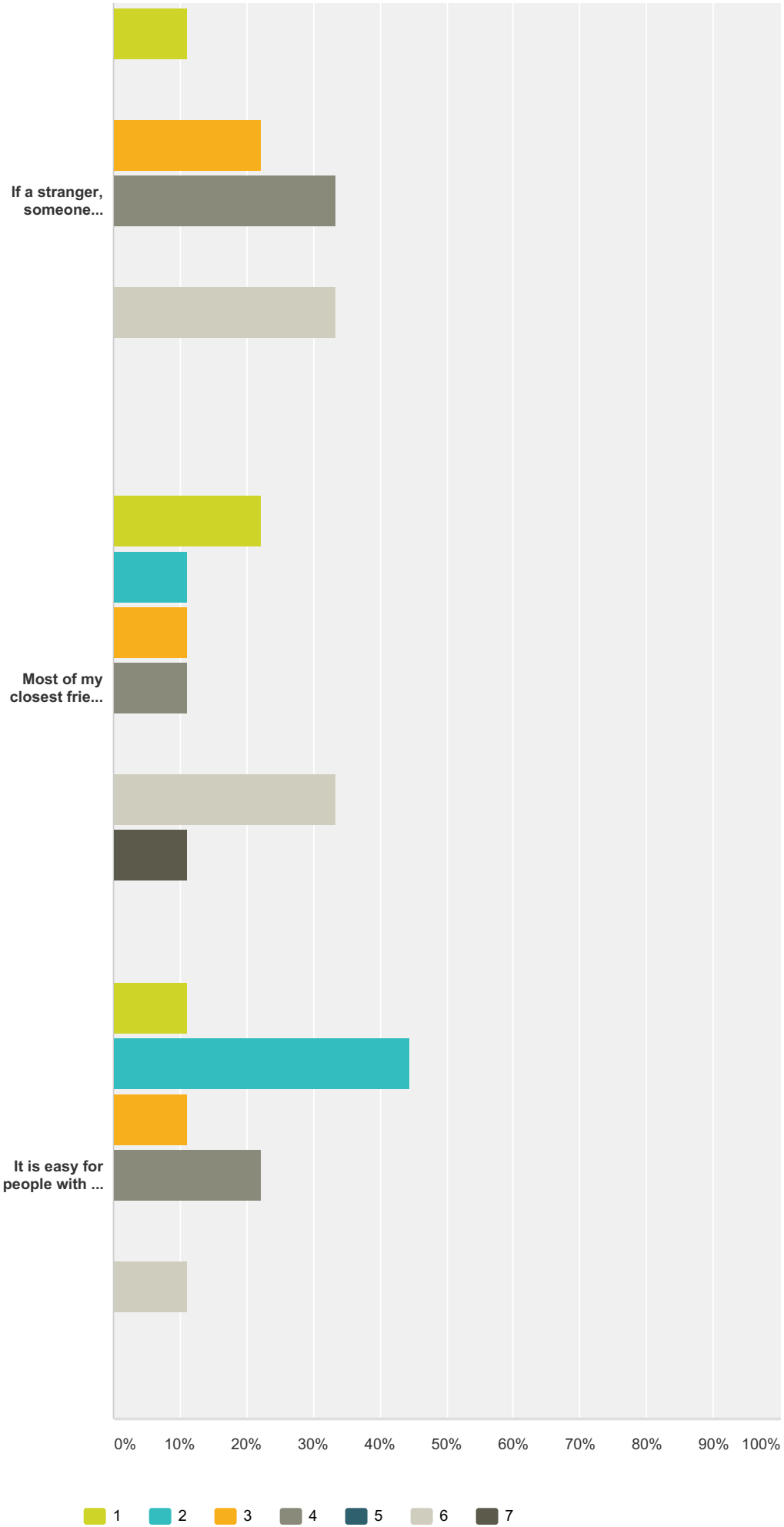
**Q10 How much do you agree with the following statements about your experience of living in this area? 1 = strongly disagree with 7 = strongly agree**

Answered: 9 Skipped: 1









	1	2	3	4	5	6	7	Total
When I do my shopping I am likely to meet friends or acquaintances	22.22% 2	11.11% 1	0.00% 0	33.33% 3	11.11% 1	22.22% 2	0.00% 0	9
It is safe to walk in the area at night	11.11% 1	11.11% 1	0.00% 0	33.33% 3	33.33% 3	0.00% 0	11.11% 1	9
I generally trust my neighbours to look out for my property	11.11% 1	0.00% 0	11.11% 1	22.22% 2	0.00% 0	44.44% 4	11.11% 1	9
Children are safe to walk around the area during the day time	11.11% 1	22.22% 2	0.00% 0	22.22% 2	22.22% 2	11.11% 1	11.11% 1	9
I get involved with most local issues	33.33% 3	11.11% 1	33.33% 3	11.11% 1	11.11% 1	0.00% 0	0.00% 0	9
I feel lonely living here	0.00% 0	22.22% 2	0.00% 0	55.56% 5	11.11% 1	0.00% 0	11.11% 1	9
I can get help from family when I need to	11.11% 1	0.00% 0	22.22% 2	33.33% 3	11.11% 1	0.00% 0	22.22% 2	9
I can get help from my friends when I need to	0.00% 0	22.22% 2	0.00% 0	22.22% 2	22.22% 2	22.22% 2	11.11% 1	9
People in my neighbourhood are willing to help each other out	25.00% 2	12.50% 1	0.00% 0	37.50% 3	25.00% 2	0.00% 0	0.00% 0	8
If a stranger, someone different to us, moved into my street they would be accepted in the street	11.11% 1	0.00% 0	22.22% 2	33.33% 3	0.00% 0	33.33% 3	0.00% 0	9
Most of my closest friends have children	22.22% 2	11.11% 1	11.11% 1	11.11% 1	0.00% 0	33.33% 3	11.11% 1	9
It is easy for people with a disability to get around in this area	11.11% 1	44.44% 4	11.11% 1	22.22% 2	0.00% 0	11.11% 1	0.00% 0	9

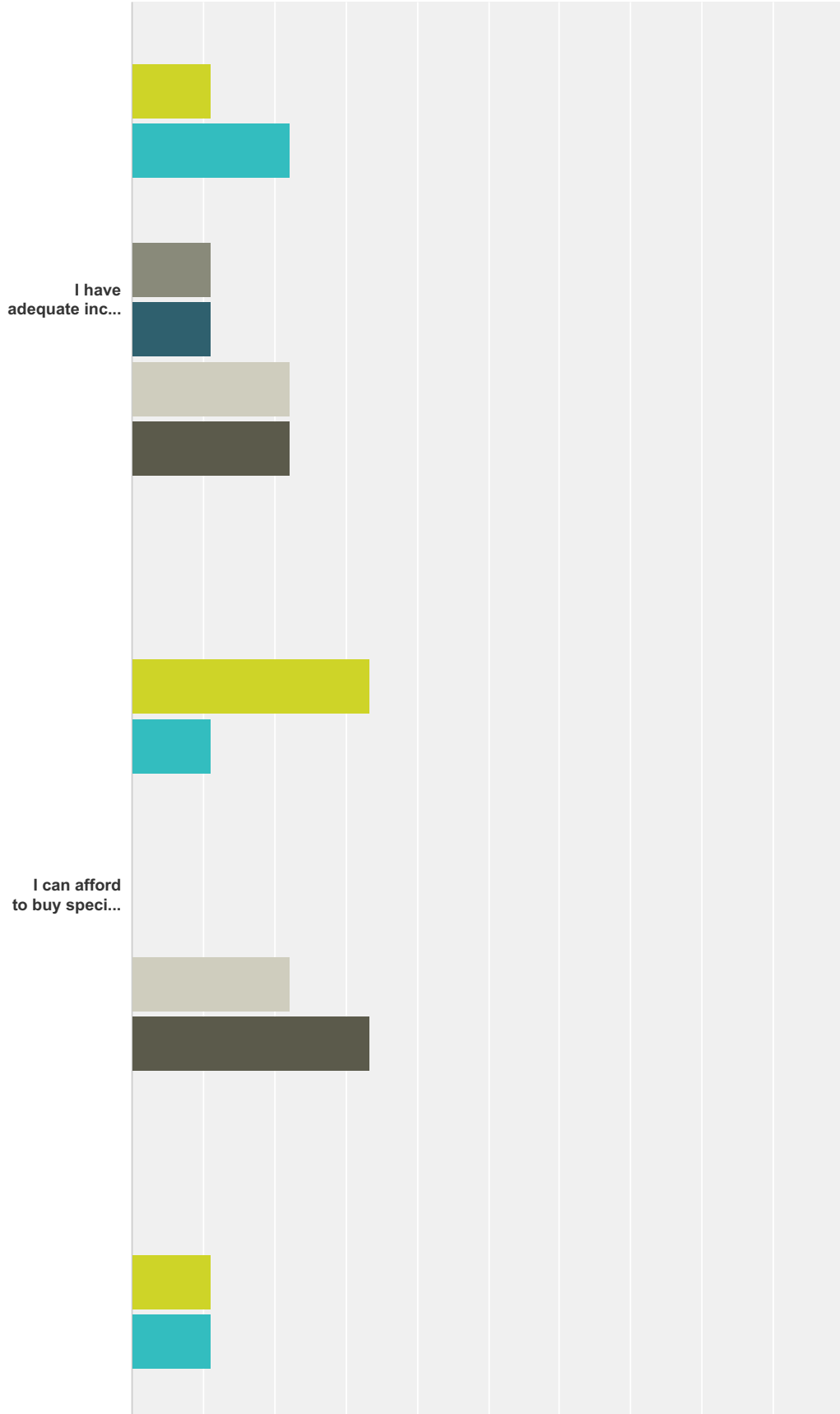
### Q11 What do you like most about this neighborhood?

Answered: 6 Skipped: 4

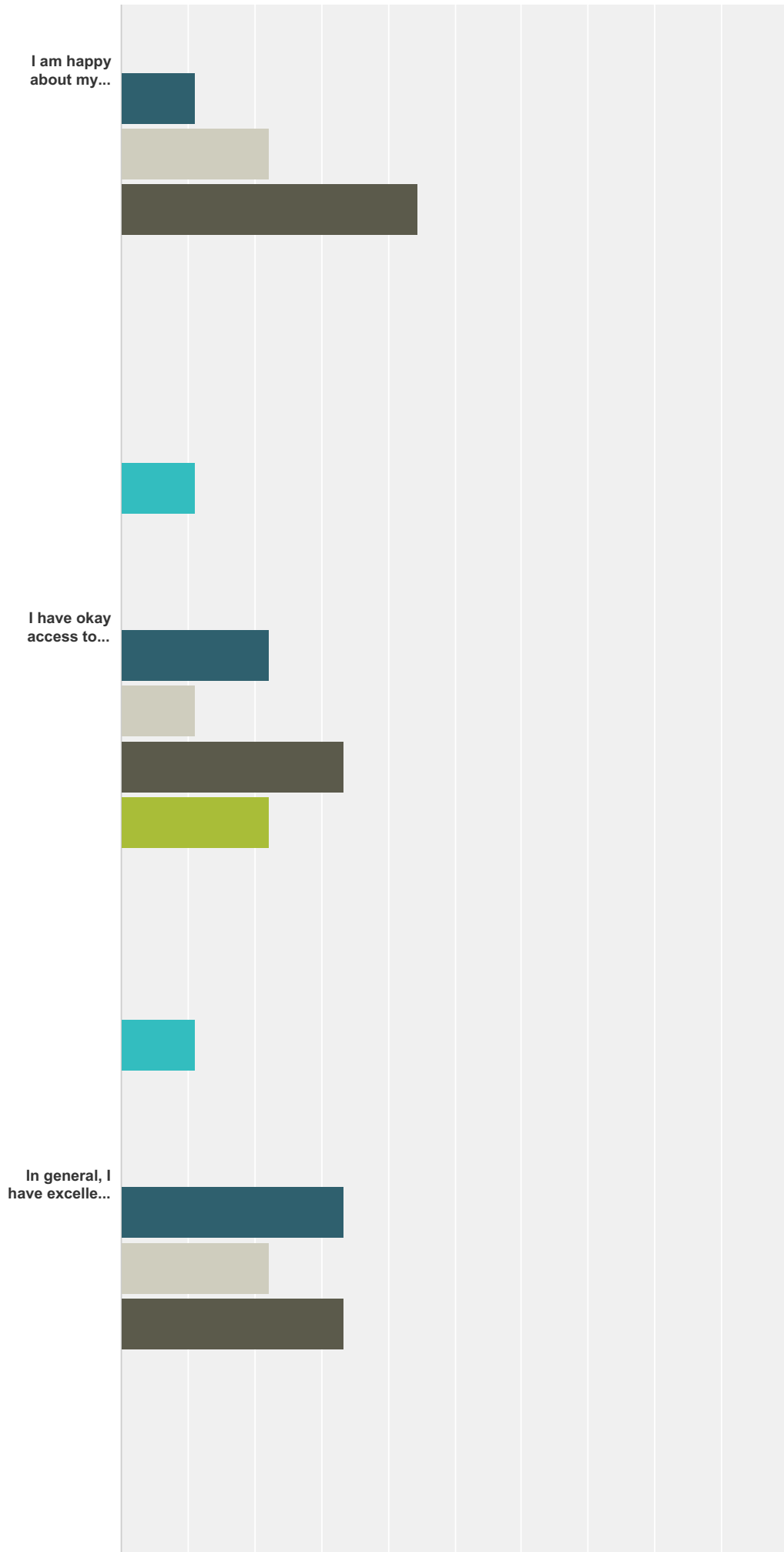
#	Responses	Date
1	Close to shops	9/10/2014 10:56 AM
2	its quiet	8/7/2014 1:49 PM
3	Close to beaches, Westfields, train station freeway city	8/5/2014 11:58 PM
4	It is generally quiet.	8/5/2014 7:24 PM
5	Relaxed, beaches	8/5/2014 5:37 PM
6	Nothing.	7/29/2014 10:31 AM

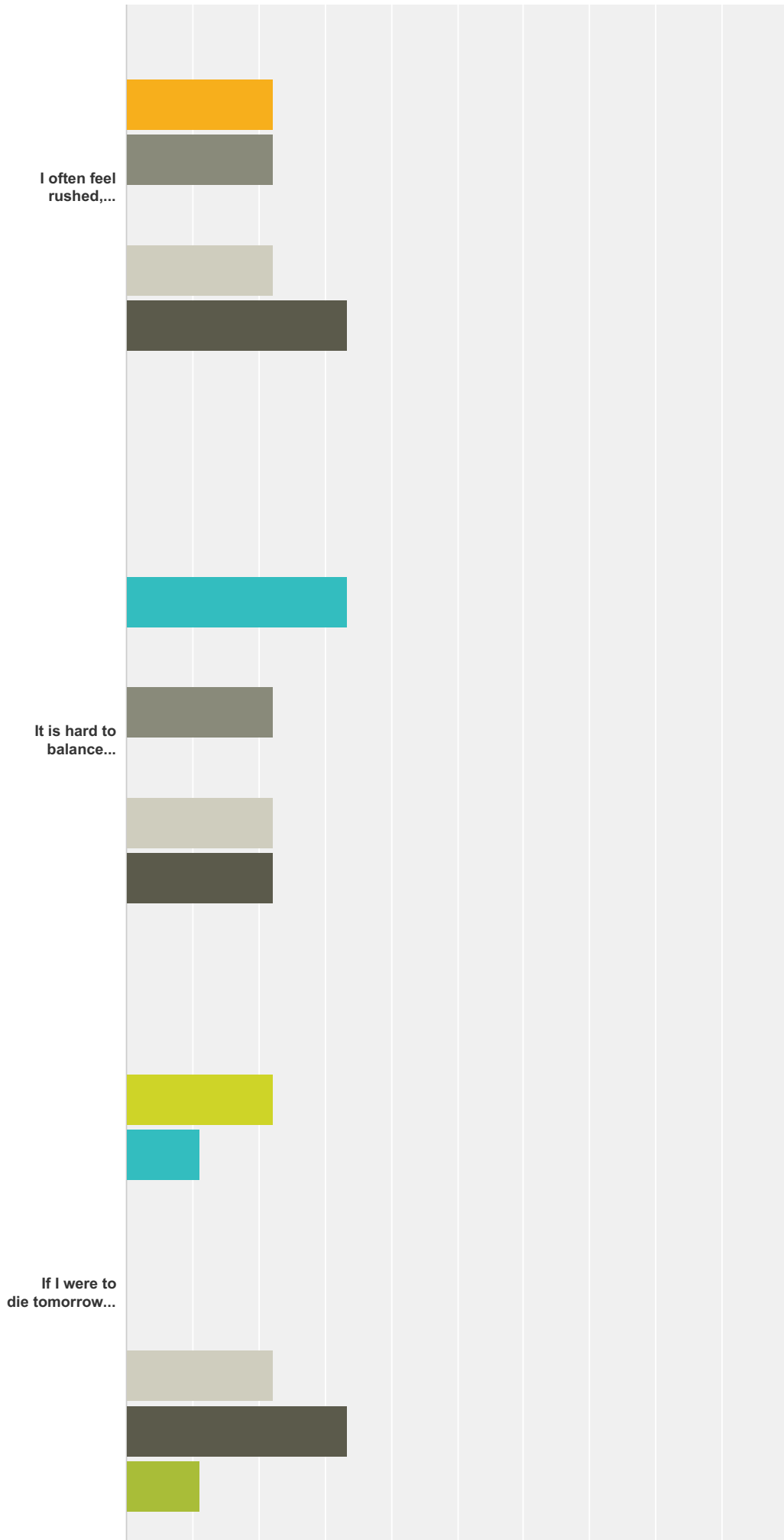
**Q12 How much do you agree with the following statements of your life experiences 1 = strongly disagree with 7 = strongly agree**

Answered: 9 Skipped: 1











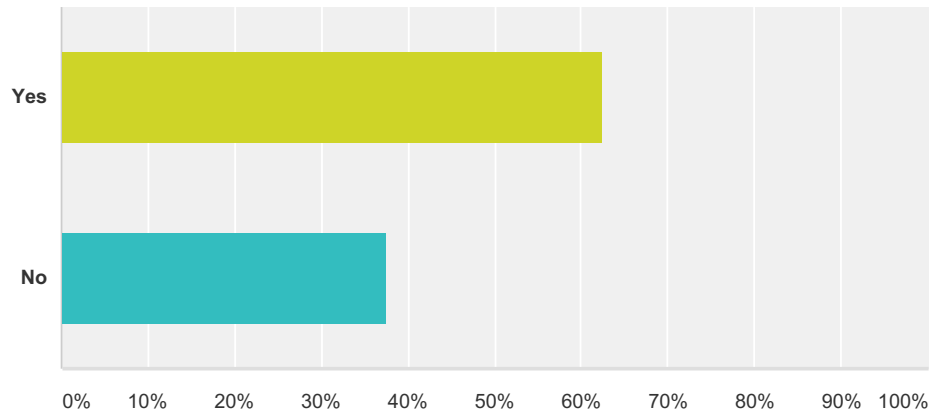
0% 10% 20% 30% 40% 50% 60% 70% 80% 90% 100%

1 2 3 4 5 6 7 NA

	1	2	3	4	5	6	7	NA	Total
I have adequate income to pay for the essentials in life (eg pay bills on time, buy groceries and petrol etc)	11.11% 1	22.22% 2	0.00% 0	11.11% 1	11.11% 1	22.22% 2	22.22% 2	0.00% 0	9
I can afford to buy special treats when I want them (eg go out to dinner, go to the movies, go on a holiday etc)	33.33% 3	11.11% 1	0.00% 0	0.00% 0	0.00% 0	22.22% 2	33.33% 3	0.00% 0	9
I am happy about my housing situation	11.11% 1	11.11% 1	0.00% 0	0.00% 0	11.11% 1	22.22% 2	44.44% 4	0.00% 0	9
I have okay access to transport to allow me to do the things I want to do	0.00% 0	11.11% 1	0.00% 0	0.00% 0	22.22% 2	11.11% 1	33.33% 3	22.22% 2	9
In general, I have excellent health	0.00% 0	11.11% 1	0.00% 0	0.00% 0	33.33% 3	22.22% 2	33.33% 3	0.00% 0	9
I often feel rushed, pressured and too busy	0.00% 0	0.00% 0	22.22% 2	22.22% 2	0.00% 0	22.22% 2	33.33% 3	0.00% 0	9
It is hard to balance responsibilities at home and work	0.00% 0	33.33% 3	0.00% 0	22.22% 2	0.00% 0	22.22% 2	22.22% 2	0.00% 0	9
If I were to die tomorrow I would be satisfied with what my life has meant	22.22% 2	11.11% 1	0.00% 0	0.00% 0	0.00% 0	22.22% 2	33.33% 3	11.11% 1	9

### Q13 Are you aware of current services offered by the Berkeley Vale Neighbourhood Centre? (please list....)

Answered: 8 Skipped: 2

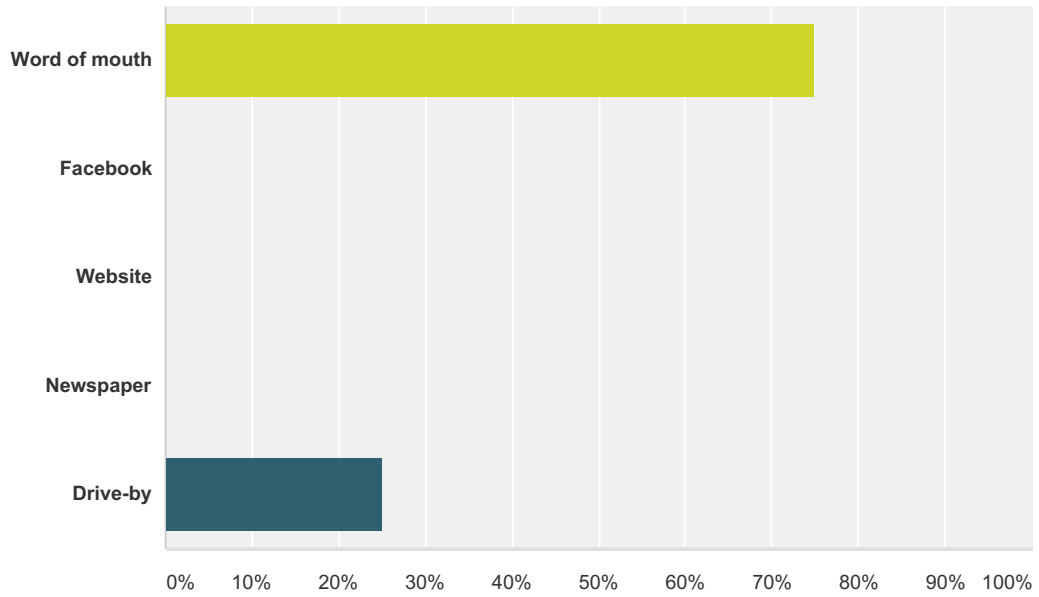


Answer Choices	Responses
Yes	62.50% 5
No	37.50% 3
<b>Total</b>	<b>8</b>

#	Comment	Date
1	Some. EPAS. Referrals.	8/5/2014 7:27 PM
2	Playgroup Vacation care Toy library	8/5/2014 5:39 PM
3	Communal garden After school care Toy library Social groups	8/5/2014 1:40 PM

### Q14 How did you find out about the Berkeley Vale Neighbourhood Centre?

Answered: 8 Skipped: 2



Answer Choices	Responses
Word of mouth	75.00% 6
Facebook	0.00% 0
Website	0.00% 0
Newspaper	0.00% 0
Drive-by	25.00% 2
<b>Total</b>	<b>8</b>

#	Other (please specify)	Date
1	Facebook	8/5/2014 1:40 PM

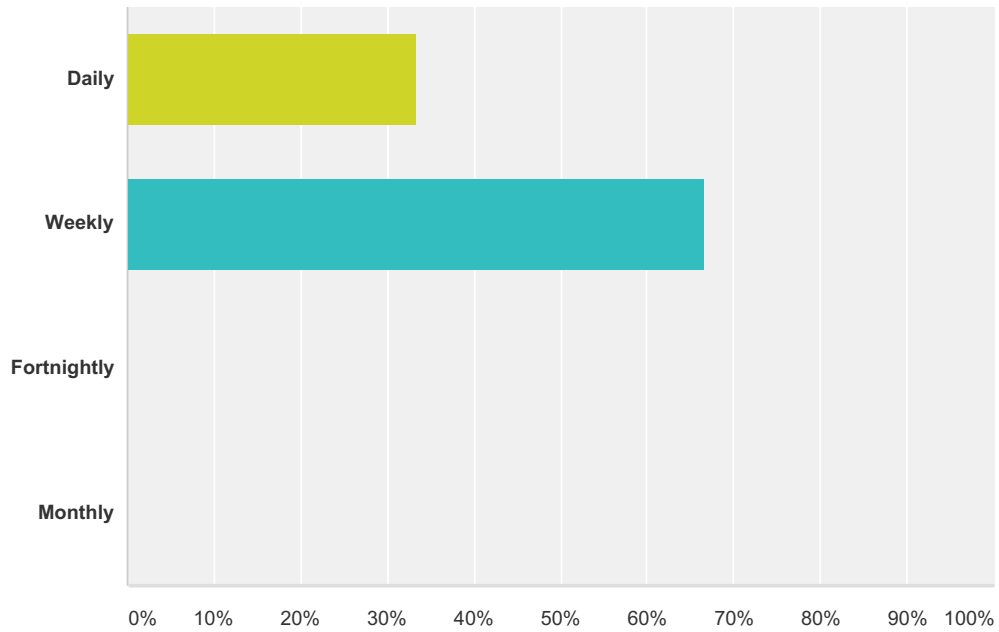
**Q15 Which services/programs have you used at the Berkeley Vale Neighbourhood Centre?**

Answered: 6 Skipped: 4

#	Responses	Date
1	None but looked at the Playgroup	9/10/2014 10:58 AM
2	help with epea	8/7/2014 1:50 PM
3	Counselling	8/5/2014 11:59 PM
4	None	8/5/2014 7:27 PM
5	None	8/5/2014 1:40 PM
6	None.	7/29/2014 10:32 AM

### Q16 How often have you accessed services or programs offered by the Berkeley Vale Neighbourhood Centre?

Answered: 3 Skipped: 7

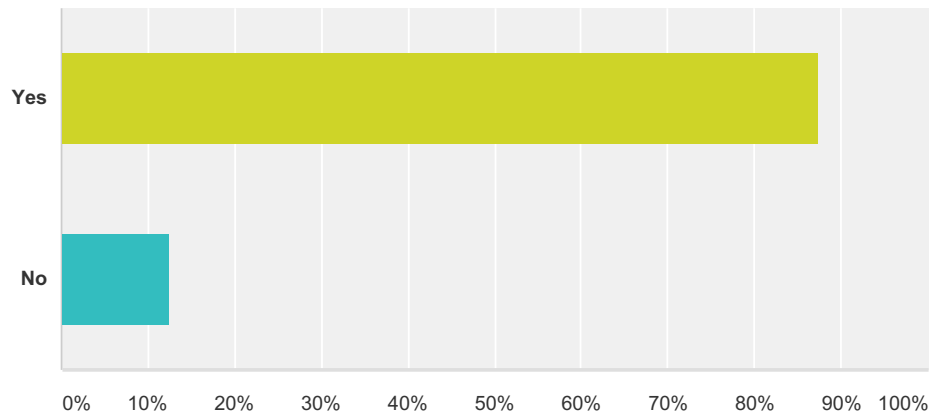


Answer Choices	Responses
Daily	33.33% 1
Weekly	66.67% 2
Fortnightly	0.00% 0
Monthly	0.00% 0
<b>Total Respondents: 3</b>	

#	Other (please specify)	Date
1	twice a year	8/7/2014 1:50 PM
2	Never	8/5/2014 7:27 PM
3	FB posts	8/5/2014 1:40 PM
4	Never	7/28/2014 5:20 PM

### Q17 Do you access Facebook?

Answered: 8 Skipped: 2

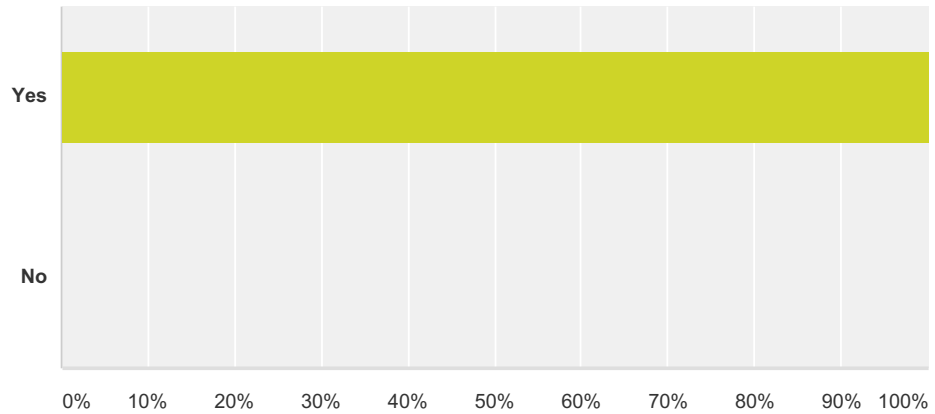


Answer Choices	Responses
Yes	87.50% 7
No	12.50% 1
<b>Total</b>	<b>8</b>



### Q18 Are you aware of the Berkeley Vale Neighbourhood Centre Facebook page?

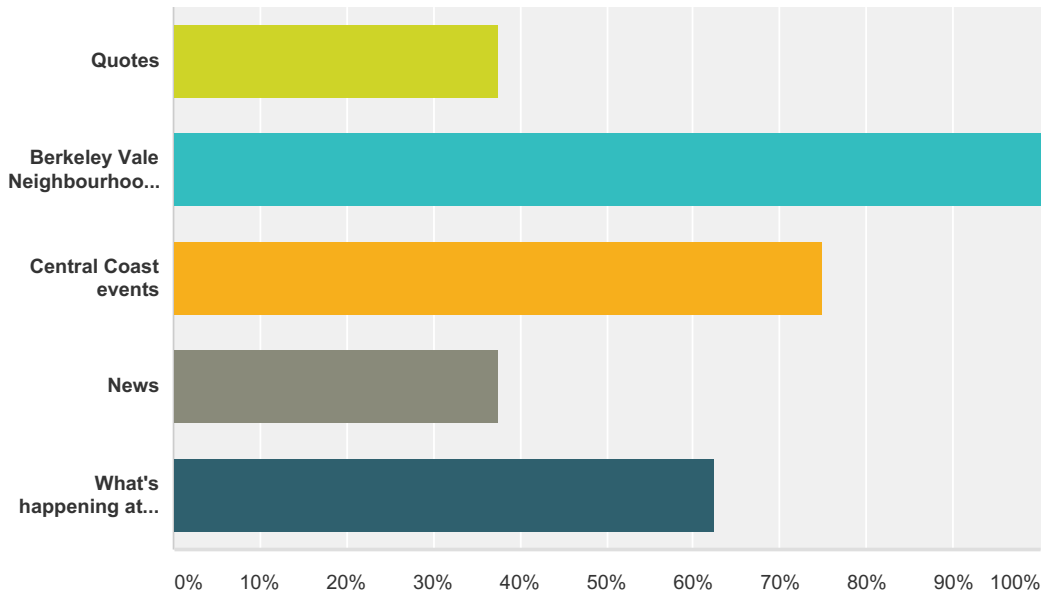
Answered: 8 Skipped: 2



Answer Choices	Responses
Yes	100.00% 8
No	0.00% 0
<b>Total</b>	<b>8</b>

### Q19 What types of posts would you like to see on the Berkeley Vale Neighbourhood Centre Facebook page

Answered: 8 Skipped: 2

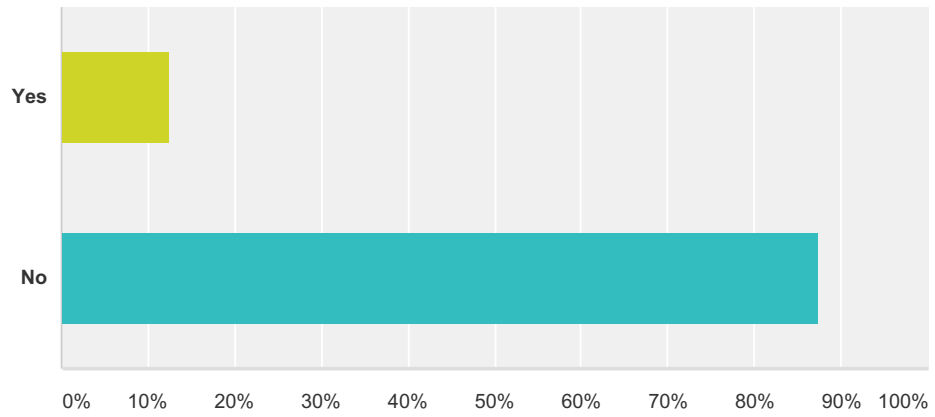


Answer Choices	Responses
Quotes	37.50% 3
Berkeley Vale Neighbourhood Centre news	100.00% 8
Central Coast events	75.00% 6
News	37.50% 3
What's happening at other Neighbourhood Centres on the Coast	62.50% 5
<b>Total Respondents: 8</b>	

#	Other (please specify)	Date
1	Services available	8/5/2014 7:27 PM

**Q20 Would you be interested in being a friend of the Centre by becoming a financial member (\$2.20pa)?**

Answered: 8 Skipped: 2



Answer Choices	Responses
Yes	12.50% 1
No	87.50% 7
<b>Total</b>	<b>8</b>

**Q21 Do you have skills (eg management committee/board, newsletter design, community planning, art/craft/cooking skills, website design, business etc) that you would be willing to donate your time helping us out with? Please write what you are willing to assist with and your name and contact details below.**

Answered: 1 Skipped: 9

#	Responses	Date
1	I would be able to assist during university holiday periods.	8/5/2014 7:27 PM